

**MONTHLY REPORT OF DISBURSEMENTS**  
For the month of April 2020


Department : State Universities and Colleges (SUCs)  
 Agency/Entity : Cagayan State University  
 Operating Unit : < not applicable >  
 Organization Code : 08 022 0000000  
 Fund Cluster : 01 Regular Agency Fund

Particulars	Current Year Budget					Prior Year's Budget											SUB-TOTAL	Trust Liabilities				Grand Total					Remarks
	PS	MOOE	FinEx	CO	TOTAL	Prior Year's Accounts Payable					Current Year's Accounts Payable					TOTAL		PS	MOOE	CO	TOTAL	PS	MOOE	FinEx	CO	TOTAL	
						PS	MOOE	FinEx	CO	Sub-Total	PS	MOOE	FinEx	CO	Sub-Total												
1	2	3	4	5	6=(2+3+4+5)	7	8	9	10	11=(7+8+9+10)	12	13	14	15	16=(12+13+14+15)	17=(11+16)	18=(6+17)	19	20	21	22=(19+20+21)	23	24	25	26	27=(23+24+25+26)	28
CASH DISBURSEMENTS	37,609,744.91	19,892,422.46	0.00	2,581,964.10	60,084,131.47	0.00	0.00	0.00	0.00	0.00	0.00	0.00	0.00	0.00	0.00	0.00	60,084,131.47	0.00	0.00	0.00	0.00	37,609,744.91	19,892,422.46	0.00	2,581,964.10	60,084,131.47	
Notice of Cash Allocation (NCA)	37,609,744.91	19,892,422.46	0.00	2,581,964.10	60,084,131.47	0.00	0.00	0.00	0.00	0.00	0.00	0.00	0.00	0.00	0.00	0.00	60,084,131.47	0.00	0.00	0.00	0.00	37,609,744.91	19,892,422.46	0.00	2,581,964.10	60,084,131.47	
MDS Checks Issued	1,960,822.94	1,019,184.13	0.00	0.00	2,980,007.07	0.00	0.00	0.00	0.00	0.00	0.00	0.00	0.00	0.00	0.00	0.00	2,980,007.07	0.00	0.00	0.00	0.00	1,960,822.94	1,019,184.13	0.00	0.00	2,980,007.07	
Advice to Debit Account	35,648,921.97	18,873,238.33	0.00	2,581,964.10	57,104,124.40	0.00	0.00	0.00	0.00	0.00	0.00	0.00	0.00	0.00	0.00	0.00	57,104,124.40	0.00	0.00	0.00	0.00	35,648,921.97	18,873,238.33	0.00	2,581,964.10	57,104,124.40	
Notice of Transfer Allocations (NTA)	0.00	0.00	0.00	0.00	0.00	0.00	0.00	0.00	0.00	0.00	0.00	0.00	0.00	0.00	0.00	0.00	0.00	0.00	0.00	0.00	0.00	0.00	0.00	0.00	0.00	0.00	
MDS Checks Issued	0.00	0.00	0.00	0.00	0.00	0.00	0.00	0.00	0.00	0.00	0.00	0.00	0.00	0.00	0.00	0.00	0.00	0.00	0.00	0.00	0.00	0.00	0.00	0.00	0.00	0.00	
Advice to Debit Account	0.00	0.00	0.00	0.00	0.00	0.00	0.00	0.00	0.00	0.00	0.00	0.00	0.00	0.00	0.00	0.00	0.00	0.00	0.00	0.00	0.00	0.00	0.00	0.00	0.00	0.00	
Working Fund for FAPs	0.00	0.00	0.00	0.00	0.00	0.00	0.00	0.00	0.00	0.00	0.00	0.00	0.00	0.00	0.00	0.00	0.00	0.00	0.00	0.00	0.00	0.00	0.00	0.00	0.00	0.00	
Cash Disbursement Ceiling (CDC)	0.00	0.00	0.00	0.00	0.00	0.00	0.00	0.00	0.00	0.00	0.00	0.00	0.00	0.00	0.00	0.00	0.00	0.00	0.00	0.00	0.00	0.00	0.00	0.00	0.00	0.00	
TOTAL CASH DISBURSEMENTS	37,609,744.91	19,892,422.46	0.00	2,581,964.10	60,084,131.47	0.00	0.00	0.00	0.00	0.00	0.00	0.00	0.00	0.00	0.00	0.00	60,084,131.47	0.00	0.00	0.00	0.00	37,609,744.91	19,892,422.46	0.00	2,581,964.10	60,084,131.47	
NON-CASH DISBURSEMENTS	3,004,308.53	356,288.73	0.00	0.00	3,360,597.26	0.00	0.00	0.00	0.00	0.00	0.00	0.00	0.00	0.00	0.00	0.00	3,360,597.26	0.00	0.00	0.00	0.00	3,004,308.53	356,288.73	0.00	0.00	3,360,597.26	
Tax Remittance Advices Issued (TRA)	3,004,308.53	356,288.73	0.00	0.00	3,360,597.26	0.00	0.00	0.00	0.00	0.00	0.00	0.00	0.00	0.00	0.00	0.00	3,360,597.26	0.00	0.00	0.00	0.00	3,004,308.53	356,288.73	0.00	0.00	3,360,597.26	
Non-Cash Availment Authority (NCAA)	0.00	0.00	0.00	0.00	0.00	0.00	0.00	0.00	0.00	0.00	0.00	0.00	0.00	0.00	0.00	0.00	0.00	0.00	0.00	0.00	0.00	0.00	0.00	0.00	0.00		
Disbursements effected through outright deductions from claims (please specify...)	0.00	0.00	0.00	0.00	0.00	0.00	0.00	0.00	0.00	0.00	0.00	0.00	0.00	0.00	0.00	0.00	0.00	0.00	0.00	0.00	0.00	0.00	0.00	0.00	0.00		
Overpayment of expenses(e.g. personnel benefits)	0.00	0.00	0.00	0.00	0.00	0.00	0.00	0.00	0.00	0.00	0.00	0.00	0.00	0.00	0.00	0.00	0.00	0.00	0.00	0.00	0.00	0.00	0.00	0.00	0.00		
Restitution for loss of government property	0.00	0.00	0.00	0.00	0.00	0.00	0.00	0.00	0.00	0.00	0.00	0.00	0.00	0.00	0.00	0.00	0.00	0.00	0.00	0.00	0.00	0.00	0.00	0.00	0.00		
Liquidated damages and similar claims	0.00	0.00	0.00	0.00	0.00	0.00	0.00	0.00	0.00	0.00	0.00	0.00	0.00	0.00	0.00	0.00	0.00	0.00	0.00	0.00	0.00	0.00	0.00	0.00	0.00		
Others (TEF, BTr-Documentary Stamp Tax, etc.)	0.00	0.00	0.00	0.00	0.00	0.00	0.00	0.00	0.00	0.00	0.00	0.00	0.00	0.00	0.00	0.00	0.00	0.00	0.00	0.00	0.00	0.00	0.00	0.00	0.00		
TOTAL NON-CASH DISBURSEMENTS	3,004,308.53	356,288.73	0.00	0.00	3,360,597.26	0.00	0.00	0.00	0.00	0.00	0.00	0.00	0.00	0.00	0.00	0.00	3,360,597.26	0.00	0.00	0.00	0.00	3,004,308.53	356,288.73	0.00	0.00	3,360,597.26	
GRAND TOTAL	40,614,053.44	20,248,711.19	0.00	2,581,964.10	63,444,728.73	0.00	0.00	0.00	0.00	0.00	0.00	0.00	0.00	0.00	0.00	0.00	63,444,728.73	0.00	0.00	0.00	0.00	40,614,053.44	20,248,711.19	0.00	2,581,964.10	63,444,728.73	


**SUMMARY**

Particulars	Previous Report	This Month	As at Date
(1)	(2)	(3)	(4)
Total Disbursement Authorities Received	163,954,448.98	97,239,251.26	261,193,700.24
NCA	148,057,855.00	93,878,654.00	241,936,509.00
NTA	0.00	0.00	0.00
Working Fund	9,184,936.74	0.00	9,184,936.74
TRA	6,711,657.24	3,360,597.26	10,072,254.50
CDC	0.00	0.00	0.00
NCAA	0.00	0.00	0.00
Less: Notice of Transfer of Allocations (NTA)* issued	0.00	0.00	0.00
Total Disbursement Authorities Available	163,954,448.98	97,239,251.26	261,193,700.24
Less:	0.00	0.00	0.00
Lapsed NCA	0.00	0.00	0.00
Disbursements	154,768,445.19	63,444,728.73	218,213,173.92
Less: Other Non-Cash Disbursements	0.00	0.00	0.00
Disbursements effected through outright deductions from claims	0.00	0.00	0.00
Overpayment of expenses(e.g. personnel benefits)	0.00	0.00	0.00
Restitution for loss of government property	0.00	0.00	0.00
Liquidated damages and similar claims	0.00	0.00	0.00
Others (e.g. TEF, BTr, Docs Stamp, etc.)	0.00	0.00	0.00
Add/Less: Adjustments (e.g. cancelled/staled checks)	0.00	0.00	0.00
Balance of Disbursement Authorities as at date	9,186,003.79	33,794,522.53	42,980,526.32
Total Disbursements Program	182,880,000.00	65,347,000.00	248,227,000.00
Less: *Actual Disbursements	154,768,445.19	63,444,728.73	218,213,173.92
(Over)/Under spending	28,111,554.81	1,902,271.27	30,013,826.08

Notes: \* The use of NTA is discouraged  
 Notes: \*\* Amounts should tally with the grand total disbursemt (column 27).

Certified Correct:  
  
 CARLA MARIE E. SUMIGAD

Recommending Approval:  
  
 EMERITA P. GERON

Approved By:  
  
 URDUJAH A. TEJADA

Date:

Date:

Date:

**MONTHLY REPORT OF DISBURSEMENTS**  
For the month of May 2020


Department : State Universities and Colleges (SUCs)  
 Agency/Entity : Cagayan State University  
 Operating Unit : < not applicable >  
 Organization Code : 08 022 0000000  
 Fund Cluster : 01 Regular Agency Fund

Particulars	Current Year Budget					Prior Year's Budget											SUB-TOTAL	Trust Liabilities				Grand Total					Remarks	
	PS	MOOE	FinEx	CO	TOTAL	Prior Year's Accounts Payable					Current Year's Accounts Payable					TOTAL		PS	MOOE	CO	TOTAL	PS	MOOE	FinEx	CO	TOTAL		
						PS	MOOE	FinEx	CO	Sub-Total	PS	MOOE	FinEx	CO	Sub-Total													16=(12+13+14+15)
1	2	3	4	5	6=(2+3+4+5)	7	8	9	10	11=(7+8+9+10)	12	13	14	15	16	17	18	19	20	21	22	23	24	25	26	27	28	
CASH DISBURSEMENTS	76,570,865.34	5,986,323.29	0.00	0.00	82,557,188.63	49,357.66	0.00	0.00	117,107,488.65	117,156,846.31	0.00	0.00	0.00	0.00	0.00	117,156,846.31	199,714,034.94	0.00	0.00	0.00	0.00	76,620,223.00	5,986,323.29	0.00	117,107,488.65	199,714,034.94		
Notice of Cash Allocation (NCA)	76,570,865.34	5,986,323.29	0.00	0.00	82,557,188.63	49,357.66	0.00	0.00	117,107,488.65	117,156,846.31	0.00	0.00	0.00	0.00	0.00	117,156,846.31	199,714,034.94	0.00	0.00	0.00	0.00	76,620,223.00	5,986,323.29	0.00	117,107,488.65	199,714,034.94		
MDS Checks Issued	1,205,561.87	559,082.37	0.00	0.00	1,764,644.24	0.00	0.00	0.00	0.00	0.00	0.00	0.00	0.00	0.00	0.00	0.00	1,764,644.24	0.00	0.00	0.00	0.00	1,205,561.87	559,082.37	0.00	0.00	1,764,644.24		
Advice to Debit Account	75,365,303.47	5,427,240.92	0.00	0.00	80,792,544.39	49,357.66	0.00	0.00	117,107,488.65	117,156,846.31	0.00	0.00	0.00	0.00	0.00	117,156,846.31	197,949,390.70	0.00	0.00	0.00	0.00	75,414,661.13	5,427,240.92	0.00	117,107,488.65	197,949,390.70		
Notice of Transfer Allocations (NTA)	0.00	0.00	0.00	0.00	0.00	0.00	0.00	0.00	0.00	0.00	0.00	0.00	0.00	0.00	0.00	0.00	0.00	0.00	0.00	0.00	0.00	0.00	0.00	0.00	0.00	0.00	0.00	
MDS Checks Issued	0.00	0.00	0.00	0.00	0.00	0.00	0.00	0.00	0.00	0.00	0.00	0.00	0.00	0.00	0.00	0.00	0.00	0.00	0.00	0.00	0.00	0.00	0.00	0.00	0.00	0.00	0.00	
Advice to Debit Account	0.00	0.00	0.00	0.00	0.00	0.00	0.00	0.00	0.00	0.00	0.00	0.00	0.00	0.00	0.00	0.00	0.00	0.00	0.00	0.00	0.00	0.00	0.00	0.00	0.00	0.00	0.00	
Working Fund for FAPs	0.00	0.00	0.00	0.00	0.00	0.00	0.00	0.00	0.00	0.00	0.00	0.00	0.00	0.00	0.00	0.00	0.00	0.00	0.00	0.00	0.00	0.00	0.00	0.00	0.00	0.00	0.00	
Cash Disbursement Ceiling (CDC)	0.00	0.00	0.00	0.00	0.00	0.00	0.00	0.00	0.00	0.00	0.00	0.00	0.00	0.00	0.00	0.00	0.00	0.00	0.00	0.00	0.00	0.00	0.00	0.00	0.00	0.00	0.00	
TOTAL CASH DISBURSEMENTS	76,570,865.34	5,986,323.29	0.00	0.00	82,557,188.63	49,357.66	0.00	0.00	117,107,488.65	117,156,846.31	0.00	0.00	0.00	0.00	0.00	117,156,846.31	199,714,034.94	0.00	0.00	0.00	0.00	76,620,223.00	5,986,323.29	0.00	117,107,488.65	199,714,034.94		
NON-CASH DISBURSEMENTS	10,220,661.51	919,442.03	0.00	0.00	11,140,103.54	0.00	0.00	0.00	0.00	0.00	0.00	0.00	0.00	0.00	0.00	0.00	11,140,103.54	0.00	0.00	0.00	0.00	10,220,661.51	919,442.03	0.00	0.00	11,140,103.54		
Tax Remittance Advices Issued (TRA)	10,220,661.51	919,442.03	0.00	0.00	11,140,103.54	0.00	0.00	0.00	0.00	0.00	0.00	0.00	0.00	0.00	0.00	0.00	11,140,103.54	0.00	0.00	0.00	0.00	10,220,661.51	919,442.03	0.00	0.00	11,140,103.54		
Non-Cash Availment Authority (NCAA)	0.00	0.00	0.00	0.00	0.00	0.00	0.00	0.00	0.00	0.00	0.00	0.00	0.00	0.00	0.00	0.00	0.00	0.00	0.00	0.00	0.00	0.00	0.00	0.00	0.00	0.00	0.00	
Disbursements effected through outright deductions from claims (please specify...)	0.00	0.00	0.00	0.00	0.00	0.00	0.00	0.00	0.00	0.00	0.00	0.00	0.00	0.00	0.00	0.00	0.00	0.00	0.00	0.00	0.00	0.00	0.00	0.00	0.00	0.00	0.00	
Overpayment of expenses(e.g. personnel benefits)	0.00	0.00	0.00	0.00	0.00	0.00	0.00	0.00	0.00	0.00	0.00	0.00	0.00	0.00	0.00	0.00	0.00	0.00	0.00	0.00	0.00	0.00	0.00	0.00	0.00	0.00	0.00	
Restitution for loss of government property	0.00	0.00	0.00	0.00	0.00	0.00	0.00	0.00	0.00	0.00	0.00	0.00	0.00	0.00	0.00	0.00	0.00	0.00	0.00	0.00	0.00	0.00	0.00	0.00	0.00	0.00	0.00	
Liquidated damages and similar claims	0.00	0.00	0.00	0.00	0.00	0.00	0.00	0.00	0.00	0.00	0.00	0.00	0.00	0.00	0.00	0.00	0.00	0.00	0.00	0.00	0.00	0.00	0.00	0.00	0.00	0.00	0.00	
Others(TEF, BTr-Documentary Stamp Tax, etc.)	0.00	0.00	0.00	0.00	0.00	0.00	0.00	0.00	0.00	0.00	0.00	0.00	0.00	0.00	0.00	0.00	0.00	0.00	0.00	0.00	0.00	0.00	0.00	0.00	0.00	0.00	0.00	
TOTAL NON-CASH DISBURSEMENTS	10,220,661.51	919,442.03	0.00	0.00	11,140,103.54	0.00	0.00	0.00	0.00	0.00	0.00	0.00	0.00	0.00	0.00	0.00	11,140,103.54	0.00	0.00	0.00	0.00	10,220,661.51	919,442.03	0.00	0.00	11,140,103.54		
GRAND TOTAL	86,791,526.85	6,905,765.32	0.00	0.00	93,697,292.17	49,357.66	0.00	0.00	117,107,488.65	117,156,846.31	0.00	0.00	0.00	0.00	0.00	117,156,846.31	210,854,138.48	0.00	0.00	0.00	0.00	86,840,884.51	6,905,765.32	0.00	117,107,488.65	210,854,138.48		

**SUMMARY**

Particulars	Previous Report	This Month	As at Date
(1)	(2)	(3)	(4)
Total Disbursement Authorities Received	261,193,700.24	308,025,705.07	569,219,405.31
NCA	241,936,509.00	263,091,079.00	505,027,588.00
NTA	0.00	0.00	0.00
Working Fund	9,184,936.74	33,794,522.53	42,979,459.27
TRA	10,072,254.50	11,140,103.54	21,212,358.04
CDC	0.00	0.00	0.00
NCAA	0.00	0.00	0.00
Less: Notice of Transfer of Allocations (NTA)* issued	0.00	0.00	0.00
Total Disbursement Authorities Available	261,193,700.24	308,025,705.07	569,219,405.31
Less:	0.00	0.00	0.00
Lapsed NCA	0.00	0.00	0.00
Disbursements	218,213,173.92	210,854,138.48	429,067,312.40
Less: Other Non-Cash Disbursements	0.00	0.00	0.00
Disbursements effected through outright deductions from claims	0.00	0.00	0.00
Overpayment of expenses(e.g. personnel benefits)	0.00	0.00	0.00
Restitution for loss of government property	0.00	0.00	0.00
Liquidated damages and similar claims	0.00	0.00	0.00
Others (e.g. TEF, BTr, Docs Stamp, etc.)	0.00	0.00	0.00
Add/Less: Adjustments (e.g. cancelled/staled checks)	0.00	0.00	0.00
Balance of Disbursement Authorities as at date	42,980,526.32	97,171,566.59	140,152,092.91
Total Disbursements Program	248,227,000.00	92,222,000.00	340,449,000.00
Less: *Actual Disbursements	218,213,173.92	210,854,138.48	429,067,312.40
(Over)/Under spending	30,013,826.08	(118,632,138.48)	(88,618,312.40)


Notes: \* The use of NTA is discouraged  
 Notes: \*\* Amounts should tally with the grand total disbursemt (column 27).

Certified Correct:  
  
 CARLA MARIE L. SUMIGAD

Date:

Recommending Approval:  
  
 EMERT P. GERON

Date:

Approved By:  
  
 URDUJAH A. TEJADA

Date:

MONTHLY REPORT OF DISBURSEMENTS  
For the month of June 2020

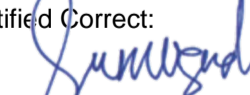
Department : State Universities and Colleges (SUCs)  
Agency/Entity : Cagayan State University  
Operating Unit : < not applicable >  
Organization Code : 08 022 0000000  
Fund Cluster : 01 Regular Agency Fund

Particulars	Current Year Budget					Prior Year's Budget											SUB-TOTAL	Trust Liabilities				Grand Total					Remarks
	PS	MOOE	FinEx	CO	TOTAL	Prior Year's Accounts Payable					Current Year's Accounts Payable					TOTAL		PS	MOOE	CO	TOTAL	PS	MOOE	FinEx	CO	TOTAL	
						PS	MOOE	FinEx	CO	Sub-Total	PS	MOOE	FinEx	CO	Sub-Total												
1	2	3	4	5	6=(2+3+4+5)	7	8	9	10	11=(7+8+9+10)	12	13	14	15	16=(12+13+14+15)	17=(11+16)	18=(6+17)	19	20	21	22=(19+20+21)	23	24	25	26	27=(23+24+25+26)	28
CASH DISBURSEMENTS	37,704,632.22	8,137,518.78	0.00	7,576,873.86	53,419,024.86	0.00	0.00	0.00	45,368,030.91	45,368,030.91	0.00	0.00	0.00	0.00	0.00	45,368,030.91	98,787,055.77	0.00	0.00	0.00	0.00	37,704,632.22	8,137,518.78	0.00	52,944,904.77	98,787,055.77	
Notice of Cash Allocation (NCA)	37,704,632.22	8,137,518.78	0.00	7,576,873.86	53,419,024.86	0.00	0.00	0.00	45,368,030.91	45,368,030.91	0.00	0.00	0.00	0.00	0.00	45,368,030.91	98,787,055.77	0.00	0.00	0.00	0.00	37,704,632.22	8,137,518.78	0.00	52,944,904.77	98,787,055.77	
MDS Checks Issued	2,962,600.80	565,170.34	0.00	0.00	3,527,771.14	0.00	0.00	0.00	0.00	0.00	0.00	0.00	0.00	0.00	0.00	0.00	3,527,771.14	0.00	0.00	0.00	0.00	2,962,600.80	565,170.34	0.00	0.00	3,527,771.14	
Advice to Debit Account	34,742,031.42	7,572,348.44	0.00	7,576,873.86	49,891,253.72	0.00	0.00	0.00	45,368,030.91	45,368,030.91	0.00	0.00	0.00	0.00	0.00	45,368,030.91	95,259,284.63	0.00	0.00	0.00	0.00	34,742,031.42	7,572,348.44	0.00	52,944,904.77	95,259,284.63	
Notice of Transfer Allocations (NTA)	0.00	0.00	0.00	0.00	0.00	0.00	0.00	0.00	0.00	0.00	0.00	0.00	0.00	0.00	0.00	0.00	0.00	0.00	0.00	0.00	0.00	0.00	0.00	0.00	0.00	0.00	
MDS Checks Issued	0.00	0.00	0.00	0.00	0.00	0.00	0.00	0.00	0.00	0.00	0.00	0.00	0.00	0.00	0.00	0.00	0.00	0.00	0.00	0.00	0.00	0.00	0.00	0.00	0.00	0.00	
Advice to Debit Account	0.00	0.00	0.00	0.00	0.00	0.00	0.00	0.00	0.00	0.00	0.00	0.00	0.00	0.00	0.00	0.00	0.00	0.00	0.00	0.00	0.00	0.00	0.00	0.00	0.00	0.00	
Working Fund for FAPs	0.00	0.00	0.00	0.00	0.00	0.00	0.00	0.00	0.00	0.00	0.00	0.00	0.00	0.00	0.00	0.00	0.00	0.00	0.00	0.00	0.00	0.00	0.00	0.00	0.00	0.00	
Cash Disbursement Ceiling (CDC)	0.00	0.00	0.00	0.00	0.00	0.00	0.00	0.00	0.00	0.00	0.00	0.00	0.00	0.00	0.00	0.00	0.00	0.00	0.00	0.00	0.00	0.00	0.00	0.00	0.00	0.00	
TOTAL CASH DISBURSEMENTS	37,704,632.22	8,137,518.78	0.00	7,576,873.86	53,419,024.86	0.00	0.00	0.00	45,368,030.91	45,368,030.91	0.00	0.00	0.00	0.00	0.00	45,368,030.91	98,787,055.77	0.00	0.00	0.00	0.00	37,704,632.22	8,137,518.78	0.00	52,944,904.77	98,787,055.77	
NON-CASH DISBURSEMENTS	3,817,090.30	1,358,484.25	0.00	0.00	5,175,574.55	0.00	0.00	0.00	0.00	0.00	0.00	0.00	0.00	0.00	0.00	0.00	5,175,574.55	0.00	0.00	0.00	0.00	3,817,090.30	1,358,484.25	0.00	0.00	5,175,574.55	
Tax Remittance Advices Issued (TRA)	3,817,090.30	1,358,484.25	0.00	0.00	5,175,574.55	0.00	0.00	0.00	0.00	0.00	0.00	0.00	0.00	0.00	0.00	0.00	5,175,574.55	0.00	0.00	0.00	0.00	3,817,090.30	1,358,484.25	0.00	0.00	5,175,574.55	
Non-Cash Availment Authority (NCAA)	0.00	0.00	0.00	0.00	0.00	0.00	0.00	0.00	0.00	0.00	0.00	0.00	0.00	0.00	0.00	0.00	0.00	0.00	0.00	0.00	0.00	0.00	0.00	0.00	0.00	0.00	
Disbursements effected through outright deductions from claims (please specify...)	0.00	0.00	0.00	0.00	0.00	0.00	0.00	0.00	0.00	0.00	0.00	0.00	0.00	0.00	0.00	0.00	0.00	0.00	0.00	0.00	0.00	0.00	0.00	0.00	0.00	0.00	
Overpayment of expenses(e.g. personnel benefits)	0.00	0.00	0.00	0.00	0.00	0.00	0.00	0.00	0.00	0.00	0.00	0.00	0.00	0.00	0.00	0.00	0.00	0.00	0.00	0.00	0.00	0.00	0.00	0.00	0.00	0.00	
Restitution for loss of government property	0.00	0.00	0.00	0.00	0.00	0.00	0.00	0.00	0.00	0.00	0.00	0.00	0.00	0.00	0.00	0.00	0.00	0.00	0.00	0.00	0.00	0.00	0.00	0.00	0.00	0.00	
Liquidated damages and similar claims	0.00	0.00	0.00	0.00	0.00	0.00	0.00	0.00	0.00	0.00	0.00	0.00	0.00	0.00	0.00	0.00	0.00	0.00	0.00	0.00	0.00	0.00	0.00	0.00	0.00	0.00	
Others(TEF, BTr-Documentary Stamp Tax, etc.)	0.00	0.00	0.00	0.00	0.00	0.00	0.00	0.00	0.00	0.00	0.00	0.00	0.00	0.00	0.00	0.00	0.00	0.00	0.00	0.00	0.00	0.00	0.00	0.00	0.00	0.00	
TOTAL NON-CASH DISBURSEMENTS	3,817,090.30	1,358,484.25	0.00	0.00	5,175,574.55	0.00	0.00	0.00	0.00	0.00	0.00	0.00	0.00	0.00	0.00	0.00	5,175,574.55	0.00	0.00	0.00	0.00	3,817,090.30	1,358,484.25	0.00	0.00	5,175,574.55	
GRAND TOTAL	41,521,722.52	9,496,003.03	0.00	7,576,873.86	58,594,599.41	0.00	0.00	0.00	45,368,030.91	45,368,030.91	0.00	0.00	0.00	0.00	0.00	45,368,030.91	103,962,630.32	0.00	0.00	0.00	0.00	41,521,722.52	9,496,003.03	0.00	52,944,904.77	103,962,630.32	

SUMMARY

Particulars	Previous Report	This Month	As at Date
(1)	(2)	(3)	(4)
Total Disbursement Authorities Received	569,219,405.31	155,363,561.14	724,582,966.45
NCA	505,027,588.00	53,016,420.00	558,044,008.00
NTA	0.00	0.00	0.00
Working Fund	42,979,459.27	97,171,566.59	140,151,025.86
TRA	21,212,358.04	5,175,574.55	26,387,932.59
CDC	0.00	0.00	0.00
NCAA	0.00	0.00	0.00
Less: Notice of Transfer of Allocations (NTA)* issued	0.00	0.00	0.00
Total Disbursement Authorities Available	569,219,405.31	155,363,561.14	724,582,966.45
Less:	0.00	0.00	0.00
Lapsed NCA	0.00	0.00	0.00
Disbursements	429,067,312.40	103,962,630.32	533,029,942.72
Less: Other Non-Cash Disbursements	0.00	0.00	0.00
Disbursements effected through outright deductions from claims	0.00	0.00	0.00
Overpayment of expenses(e.g. personnel benefits)	0.00	0.00	0.00
Restitution for loss of government property	0.00	0.00	0.00
Liquidated damages and similar claims	0.00	0.00	0.00
Others (e.g. TEF, BTr, Docs Stamp, etc.)	0.00	0.00	0.00
Add/Less: Adjustments (e.g. cancelled/staled checks)	0.00	0.00	0.00
Balance of Disbursement Authorities as at date	140,152,092.91	51,400,930.82	191,553,023.73
Total Disbursements Program	340,449,000.00	59,572,000.00	400,021,000.00
Less: *Actual Disbursements	429,067,312.40	103,962,630.32	533,029,942.72
(Over)/Under spending	(88,618,312.40)	(44,390,630.32)	(133,008,942.72)


Notes: \* The use of NTA is discouraged  
Notes: \*\* Amounts should tally with the grand total disbursement (column 27).

Certified Correct:  
  
CARLA MARIE L. SUMIGAD

Date:

Recommending Approval:  
  
EMERITA P. GERON

Date:

Approved By:  
  
URDUJAH A. TEJADA

Date: